

# Your Reporting needs, solved.

Providing easily accessible intuitive data.

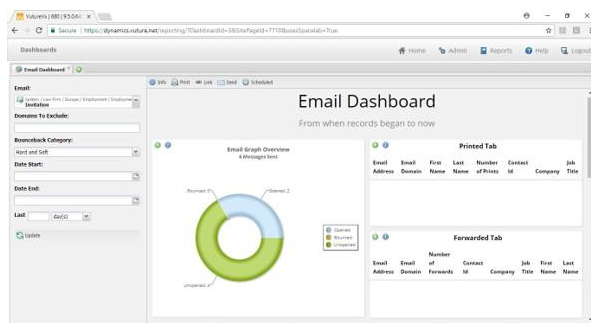
## Product Summary

Vx dashboards have been built with Marketers in mind, presenting the data in a visual, easy to digest manner, providing an overview of client engagement.

## Key Features



### Email Dashboard



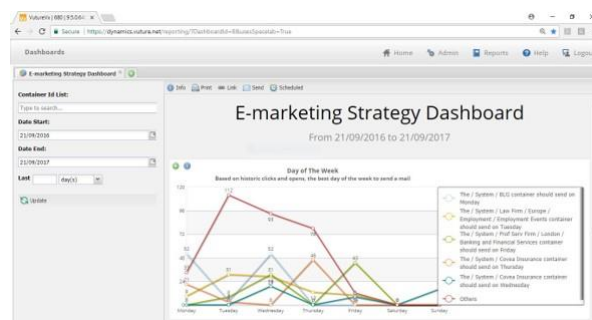
Share key insights with your stakeholders to strengthen and build their client relationships by:

- Gathering more insights than just click & open rates
- Ability to measure email forwards & prints.

Ensure highest engagement levels & effectively manage campaign strategy by:

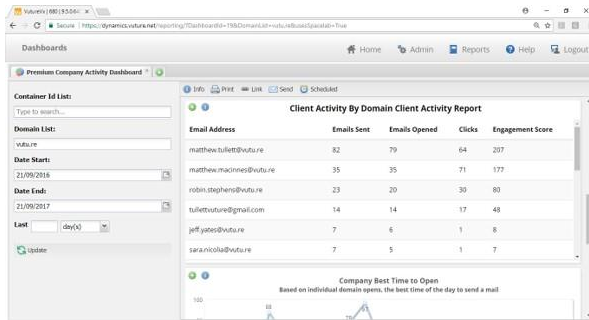
- Providing you with insights on the best day & time of the week to send your campaign.

### E-marketing Strategy Dashboard





## Premium Company Activity Dashboard



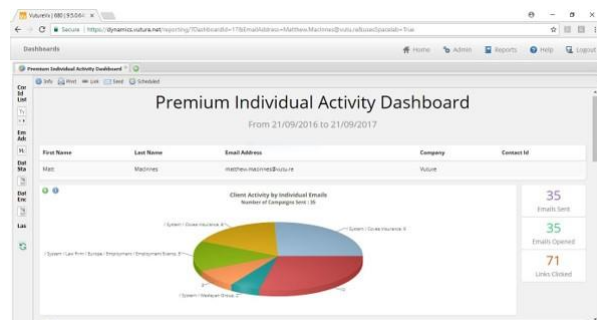
Facilitating you to run more impactful campaigns in the future by:

- Gaining valuable insights into your institutional clients
- Instantly view who is the most & least engaged via:
  - Engagement score
  - Minutes on page
- Allowing you to re-evaluate the content you are sharing.

Get key insights to engaged in relevant conversations with your clients by:

- Pinpointing individual private clients
- Learning which campaigns they are engaging with.

## Premium Individual Activity Dashboard



*“With the analytics that sit behind it, we’ve actually been able to look at what activities and what mailings work best so obviously making the whole process extremely effective and also allowing our own fee earners to give that personal touch to their clients and contacts. “*

*—Pollyanna Puddephat Taylor Wessing*

**CONTACT**

3<sup>rd</sup> floor, Crowne House,  
56-58 Southwark Street,  
London, SE1 1UN  
explore@vutu.re  
www.vutu.re/explore

**London**  
+44 (0) 20 7928 6250

**New York**  
+1 646 569 9079

**Sydney**  
+61 (0) 2 82160767